

Alberta Prairie C.O.W. Bus

Winter Newsletter 2012



Activity

Candy Cane Shaped Breadsticks

Ingredients:

- Puff pastry sheets
- Seasoned salt
- Parmesan cheese grated




- Preheat the oven to 350 degrees
- Lightly oil a baking sheet.
- Lay out the puff pastry sheets.
- Sprinkle the salt and cheese on top.
- Cut thin, long slices of the pastry dough, twist the slices into spiral shapes, then shape the long strips like candy canes. Place them on the baking sheet.

Bake until light gold in color for about 10-15 minutes.

Enjoy!!!!

Winter Rhyme




Mittens on my hands [tune: Wheels on the bus]

The mittens on my hands,
Keep me warm,
Keep me warm,
Keep me warm

The mittens on my hands,
Keep me warm,
All winter long!


Book Recommendations

0 - 2 years




Is This My Nose?
by Georgie Birkett

3 - 4 years



The Gas we pass
By Shinta Cho

5 - 6 years



Walter the Farting Dog
By William Kotzwinkle & Glenn Murray

Find out more about family literacy and upcoming C.O.W. visits online at famlit.ca or call the Centre for Family Literacy 780-421-7323 (Toll Free 1-866-421-7323)
Funded by the Government of Alberta, and United Way "Working together in Alberta"

 Centre for
Family Literacy
Literacy Develops in Families First