

# Alberta Prairie C.O.W. Bus

Fall Newsletter 2014



## Activity

### Homemade Paper Lanterns


#### Materials:

- paper bag
- children's art work (eg. crayon leaf prints)
- tape
- scissors

#### Directions:

1. Draw a shape on the bag to cut out
2. Trim children's art work to size
3. Tape the artwork to the inside of the bag to make a window
- Or, have your child paint a picture directly on to the bag
4. Place a battery-powered candle inside

These paper bag lanterns reflect the beautiful colours that can be found outside this time of year.



Start by cutting out a window. Trim and tape your child's existing art project inside, creating a "stain window" effect.

Or, you can have your child paint directly on to the bags, using watercolours, felt pens or ink.

## Rhymes

Here is a fall rhyme to enjoy with your child:

### Go to Sleep Little Pumpkin

Go to sleep little pumpkin,  
You must cover your toes.  
If you sleep now my pumpkin,  
You will turn to a rose.




Go to sleep little baby,  
You must cover your feet.  
When you wake in the morning,  
There'll be muffins to eat.

Go to sleep now (baby's name),  
You must cover your tum.  
When you wake in the morning,  
There'll be kisses from Mom.

## Book Recommendations


0 – 2 years



Olivier Dunrea

*BooBoo*  
by Olivier Dunrea

3 – 4 years



*Happy Halloween, Curious George*  
by N.T. Raymond & Kelly Loughman

5 – 6 years



*Just Say Boo!*  
by Susan Hood

Find out more about family literacy and upcoming C.O.W. visits online at [familit.ca](http://familit.ca) or call the Centre for Family Literacy 780-421-7323 (Toll Free 1-866-421-7323)  
Funded by the Government of Alberta

 Centre for  
**Family Literacy**

Literacy Develops in Families First

